

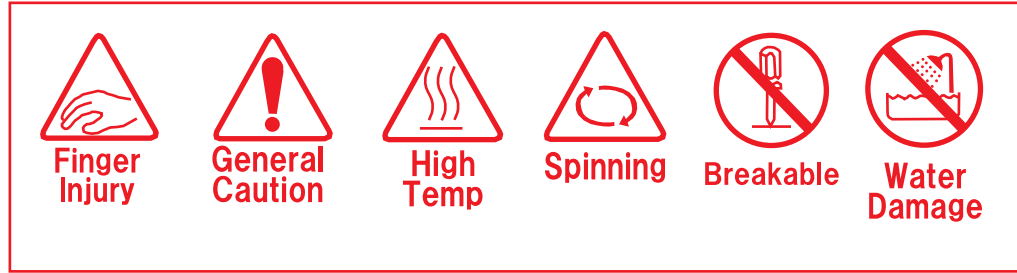
Special Attention

The following special attention signs are for you and others to prevent any injuries or damages.


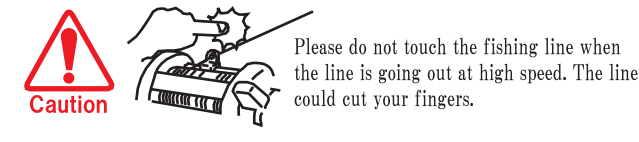
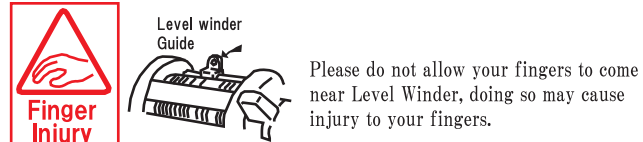
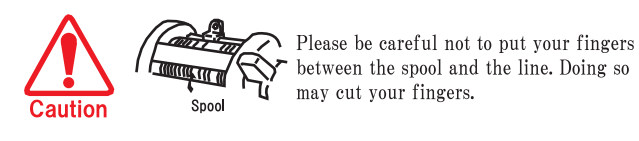
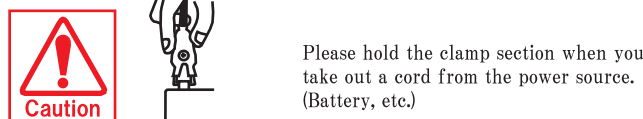
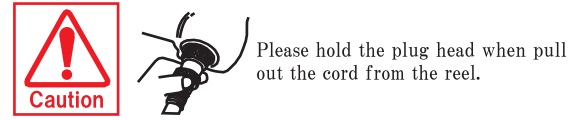

Warning : Possible for user to receive a serious injury.

Caution / Prohibition : Possible for user to receive a minor injury or cause damage to things.

Signs : Warning / Caution / Prohibition



Please make sure that there is no snapping off or shorting in the wire. It is possible for the wire to snap off or short after long use. May not be able to fish if you snap off the wire. Shorting of the wire will cause the wiring of the boat to burn and damage the battery or start a fire.



ITEMS		CZ-30		CZ-20		CZ-15		CZ-10HP		CZ-10SP		CZ-9		CZ-9S	
PRODUCT CODE		0421	0411	0412	0401	0402	0441	0442	0443	0444	0431	0432	0433	0434	
VOLTAGE		24V	12V	24V	12V	24V	12V	24V	12V	24V	12V	24V	12V	24V	
LINE CAPACITY NEW DEEP SENSOR(PE)	#10	2,000m		2,000m		1,600m		1,600m		1,600m		1,600m			
	#12	1,600m		1,600m		1,400m		1,400m		1,400m		1,400m			
	#15	1,600m	1,200m		1,200m		900m		900m		900m		900m		
	#20	1,200m	1,000m		1,000m		800m		800m		800m		800m		
	#30	900m	700m		700m										
LINE CAPACITY NYLON LINE (lb/m)	80														
	100														
	120														
MAXIMUM DRAG	kg	40~110		40~110		40~110		40~110		40~110		40~110			
HOISTING POWER	kg	120	110	115	100	110	110	115	110	115	75	110	75	110	
WINDING SPEED (m/min)		120	110	120	110	120	90	90	90	90	110	120	110	120	
CURRENT CONSUMPTION		0.8~12A	1.4~23A	0.9~12A	1.4~23A	0.9~12A	2.1~23A	1.1~12A	2.1~23A	1.1~12A	0.9~12A	0.6~10A	0.9~12A	0.6~10A	
REEL WEIGHT		6.3 kg	5.9 kg		5.7 kg		5.3 kg		5.3 kg		5.2 kg		4.4 kg		

ITEMS	AC-5SC	AC-5S	CX-4NP	CX-4C		CX-4		AC-3JPC	AC-3JP		AT-3S	
PRODUCT CODE	0275	0271	0246	0291	0293	0226	0229	0257	0255	0256	0253	
VOLTAGE	12V	12V	12V	12V	24V	12V	24V	12V	12V	24V	12V	
LINE CAPACITY NEW DEEP SENSOR(PE)	#4							900m	700m		900m	
	#5	1,200m	1,200m	1,200m	1,200m	1,200m	1,200m	800m	600m		800m	
	#6	1,000m	1,000m	1,000m	1,000m	1,000m	1,000m	700m	500m		700m	
	#8	800m	800m	800m	800m	800m	800m	550m	400m		550m	
	#10	600m	600m	600m	600m	600m	600m	450m	300m		450m	
	#12	500m	500m	500m	500m	500m	500m	350m	200m		350m	
#15	300m	300m	300m	300m	300m	300m						
MAXIMUM DRAG	kg	20~40	20~40	20~28.8	20~28.8	20~28.8	20~28.8	20~30	20~30		20~40	
HOISTING POWER	kg	64	64	40	25	35	25	35	55	43	50	55
WINDING SPEED (m/min)		150	150	150	110	170	110	170	150	150	150	
CURRENT CONSUMPTION		2.6~15A	2.6~15A	2.0~20A	2.2~16A	0.8~13A	2.2~16A	0.8~13A	2.6~15A	2.6~15A	1.3~12A	2.6~15A
REEL WEIGHT		2.4 kg	2.4kg	1.8kg	1.8kg	1.8kg	1.8kg	2.1kg	2.1kg		1.7kg	